



Employees

> Facts 2016

835

Number of FTEs
765

Number of employees

1 January 2016

819

Number of FTEs
741,5

31 December 2016

Incoming staff

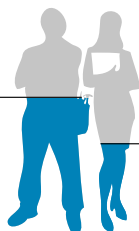
46

Outgoing staff

62

of whom 17 retired


60% male



40% female

MALE/FEMALE/ RATIO
MANAGEMENT


72% male



28% female

MALE/FEMALE RATIO
TOTAL EMPLOYEES

AGE PROFILE



55-66 years: 25,0%

45-54 years: 23,6%

35-44 years: 27,6%

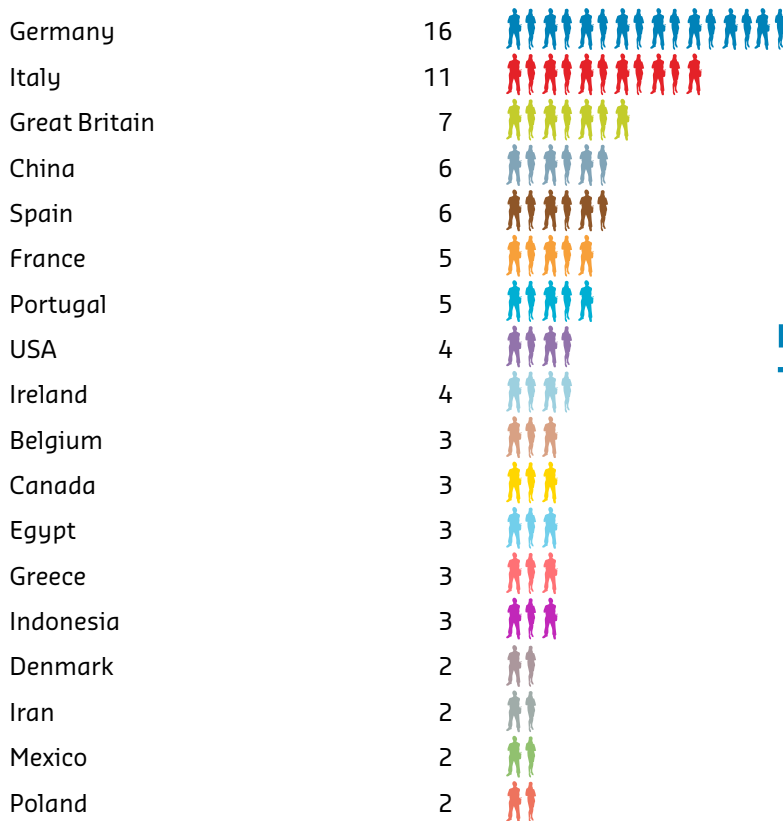
25-34 years: 23,2%

<25 years: 0,6%

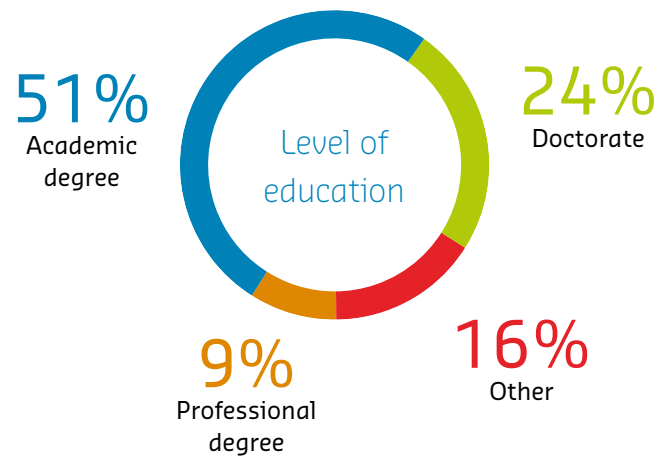


NATIONALITY (IN NUMBER OF EMPLOYEES)

Employees from a total of 35 nationalities (not including the Dutch) work for Deltares



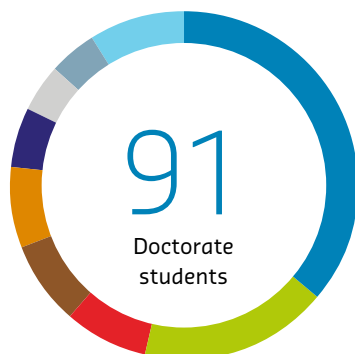
EDUCATIONAL BACKGROUND OF STAFF



OTHER NATIONALITIES

Australia, Albania, Cyprus, India, Japan, Latvia, Malta, Morocco, Nepal, Nicaragua, Ukraine, Romania, Sudan, Czech Republic, Switzerland

DOCTORATE STUDENTS (IN NUMBERS OF EMPLOYEES)



	Technical University Delft	33
	Utrecht University	16
	Vrije Universiteit	7
	Wageningen University & Research	7
	University of Twente	7
	Unesco-IHE	5
	Radboud University	4
	Other universities in the Netherlands	4
	Universities in other countries	8
	Total	91